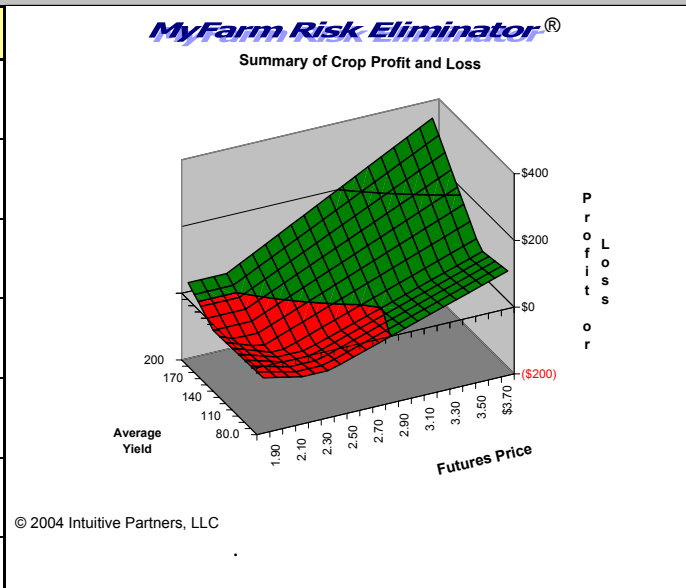


Grain Sales	Yield													
	80.0	90	100	110	120	130	140	150	160	170	180	190	200	
% Production Sold	0%	0%	0%	0%	0%	0%	0%	0%	0%	0%	Break Even Yield No marketing		0%	
Total Bushels Sold	-	-	-	-	-	-	-	-	-	-			-	
% Production LDP'd	0%	0%	0%	0%	0%	0%	0%	0%	0%	0%			0%	
Bushels LDP'd	-	-	-	-	-	-	-	-	-	-			-	
Futures	80.0	90.0	100	110	120	130	140	150	160	170	180	190	200	
\$ 3.70	\$113	\$109	\$105	\$101	\$97	\$116	\$149	\$182	\$215	\$248	\$281	\$314	\$347	
\$ 3.60	\$101	\$97	\$93	\$89	\$85	\$103	\$135	\$167	\$199	\$231	\$263	\$295	\$327	
\$ 3.50	\$88	\$84	\$80	\$76	\$72	\$90	\$121	\$152	\$183	\$214	\$245	\$276	\$307	
\$ 3.40	\$76	\$72	\$68	\$64	\$60	\$77	\$107	\$137	\$167	\$197	\$227	\$257	\$287	
\$ 3.30	\$63	\$59	\$55	\$51	\$47	\$64	\$93	\$122	\$151	\$180	\$209	\$238	\$267	
\$ 3.20	\$51	\$47	\$43	\$39	\$35	\$51	\$79	\$107	\$135	\$163	\$191	\$219	\$247	
Base Month Futures Price	3.10	\$39	\$35	\$31	\$27	\$23	\$38	\$65	\$92	\$119	\$146	\$173	\$200	\$227
	3.00	\$26	\$22	\$18	\$14	\$10	\$25	\$51	\$77	\$103	\$129	\$155	\$181	\$207
	2.90	\$14	\$10	\$6	\$2	(\$2)	\$12	\$37	\$62	\$87	\$112	\$137	\$162	\$187
	2.80	\$2	(\$2)	(\$6)	(\$10)	(\$14)	(\$1)	\$23	\$47	\$71	\$95	\$119	\$143	\$167
	2.70	(\$11)	(\$15)	(\$19)	(\$23)	(\$27)	(\$14)	\$9	\$32	\$55	\$78	\$101	\$124	\$147
	2.60	(\$23)	(\$27)	(\$31)	(\$35)	(\$39)	(\$27)	(\$5)	\$17	\$39	\$61	\$83	\$105	\$127
	2.50	(\$36)	(\$40)	(\$44)	(\$48)	(\$52)	(\$40)	(\$19)	\$2	\$23	\$44	\$65	\$86	\$107
	2.40	(\$48)	(\$52)	(\$56)	(\$60)	(\$64)	(\$53)	(\$33)	(\$13)	\$7	\$27	\$47	\$67	\$87
	2.30	(\$58)	(\$62)	(\$66)	(\$70)	(\$74)	(\$66)	(\$47)	(\$28)	(\$9)	\$10	\$29	\$48	\$67
	2.20	(\$58)	(\$62)	(\$66)	(\$70)	(\$74)	(\$78)	(\$61)	(\$43)	(\$25)	(\$7)	\$11	\$29	\$47
	2.10	(\$58)	(\$62)	(\$66)	(\$70)	(\$74)	(\$78)	(\$75)	(\$58)	(\$41)	(\$24)	(\$7)	\$10	\$27
	2.00	(\$50)	(\$53)	(\$56)	(\$59)	(\$62)	(\$65)	(\$68)	(\$58)	(\$41)	(\$24)	(\$7)	\$10	\$27
	1.90	(\$42)	(\$44)	(\$46)	(\$48)	(\$50)	(\$52)	(\$54)	(\$56)	(\$41)	(\$24)	(\$7)	\$10	\$27
	1.80	(\$34)	(\$35)	(\$36)	(\$37)	(\$38)	(\$39)	(\$40)	(\$41)	(\$41)	(\$24)	(\$7)	\$10	\$27

Futures Price	Futures Gain or Loss	Options Gain or Loss	Total Gain or Loss
\$ 3.70	\$0	\$0	\$0
\$ 3.60	\$0	\$0	\$0
\$ 3.50	\$0	\$0	\$0
\$ 3.40	\$0	\$0	\$0
\$ 3.30	\$0	\$0	\$0
\$ 3.20	\$0	\$0	\$0
\$ 3.10	\$0	\$0	\$0
\$ 3.00	\$0	\$0	\$0
\$ 2.90	\$0	\$0	\$0
\$ 2.80	\$0	\$0	\$0
\$ 2.70	\$0	\$0	\$0
\$ 2.60	\$0	\$0	\$0
\$ 2.50	\$0	\$0	\$0
\$ 2.40	\$0	\$0	\$0
\$ 2.30	\$0	\$0	\$0
\$ 2.20	\$0	\$0	\$0
\$ 2.10	\$0	\$0	\$0
\$ 2.00	\$0	\$0	\$0
\$ 1.90	\$0	\$0	\$0
\$ 1.80	\$0	\$0	\$0



Min/Max For Current Yield/Price Settings	
Maximum Risk	\$78
Maximum Gain	\$347
Contact Information	
Intuitive Agritech Systems, Inc. David Olsen 1209 2nd St. NW Mason City, IA 50401	
Phone:	(641) 512-1716
Cell:	(641) 512-1716
Fax:	(815) 301-9844
Email:	david.olsen@myfarmssoftware.com
Website:	www.myfarmssoftware.com



Product	Revenue Assurance, HP Option	Unit Name	Acres	APH	Minimum Insured Bushels Per Acre	Total	Revenue Guarantee Per Acre	Total	% of Fixed Expenses Protected by Insurance
Price Election	100%	Rented	1	165	124	124	\$ 287	\$ 287	84.9%
Yield Election	75%								
Premium Acre	\$ 9.00								
Premium Total	\$ 9								
Price Guarantee	\$ 2.32								
Totals			1			124	\$ 287		84.9%

Unit	Seed	Chemical	Insecticide	Fertilizer	Machine, Fuel, Labor	Land/Rent	Other	Other	Federal Crop Insurance	Hail Insurance	Total Expenses Per Acre	Total Fixed Expenses	
Rented	45	25	-	65	50	140	2	2	9	-	\$ 338	\$ 338	
Variable Expense Per Bushel	Transportation \$ 0.02	Drying \$ 0.08	Other \$ -										\$ 338

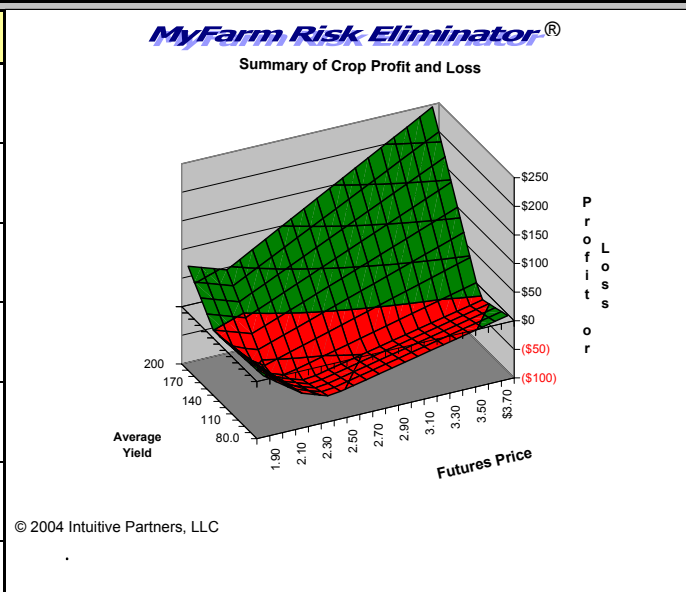
Unit	Direct	Counter Cyclical
Rented	\$ 25.00	\$ 10.00
County Loan Rate	\$ 1.85 per bushel	

Reminder Notes


Grain Sales	Yield													
	80.0	90	100	110	120	130	140	150	160	170	180	190	200	
% Production Sold	94%	83%	75%	68%	63%	58%	54%	50%	47%	44%	42%	39%	38%	
Total Bushels Sold	75	75	75	75	75	75	75	75	75	75	75	75	75	
% Production LDP'd	0%	0%	0%	0%	0%	0%	0%	0%	0%	0%	0%	0%	0%	
Bushels LDP'd	-	-	-	-	-	-	-	-	-	-	-	-	-	
Futures	80.0	90.0	100	110	120	130	140	150	160	170	180	190	200	
\$ 3.70	\$12	\$8	\$4	(\$0)	(\$4)	\$15	\$48	\$81	\$114	\$147	\$180	\$213	\$246	
\$ 3.60	\$7	\$3	(\$1)	(\$5)	(\$9)	\$9	\$41	\$73	\$105	\$137	\$169	\$201	\$233	
\$ 3.50	\$2	(\$2)	(\$6)	(\$10)	(\$14)	\$4	\$35	\$66	\$97	\$128	\$159	\$190	\$221	
\$ 3.40	(\$3)	(\$7)	(\$11)	(\$15)	(\$19)	\$8	\$27	\$56	\$86	\$118	\$148	\$178	\$208	
\$ 3.30	(\$8)	(\$12)	(\$16)	(\$20)	(\$24)	\$13	\$19	\$46	\$73	\$109	\$138	\$167	\$196	
\$ 3.20	(\$13)	(\$17)	(\$21)	(\$25)	(\$29)	\$18	\$24	\$49	\$75	\$109	\$127	\$155	\$183	
Base Month Futures Price	3.10	3.00	2.90	2.80	2.70	2.60	2.50	2.40	2.30	2.20	2.10	2.00	1.90	1.80
\$ 3.10	(\$18)	(\$22)	(\$26)	(\$30)	(\$34)	(\$38)	(\$42)	(\$46)	(\$50)	(\$54)	(\$58)	(\$62)	(\$66)	(\$70)
\$ 3.00	(\$22)	(\$26)	(\$30)	(\$34)	(\$38)	(\$42)	(\$46)	(\$50)	(\$54)	(\$58)	(\$62)	(\$66)	(\$70)	(\$74)
\$ 2.90	(\$27)	(\$31)	(\$35)	(\$39)	(\$43)	(\$47)	(\$51)	(\$55)	(\$59)	(\$63)	(\$67)	(\$71)	(\$75)	(\$79)
\$ 2.80	(\$32)	(\$36)	(\$40)	(\$44)	(\$48)	(\$52)	(\$56)	(\$60)	(\$64)	(\$68)	(\$72)	(\$76)	(\$80)	(\$84)
\$ 2.70	(\$37)	(\$41)	(\$45)	(\$49)	(\$53)	(\$57)	(\$61)	(\$65)	(\$69)	(\$73)	(\$77)	(\$81)	(\$85)	(\$89)
\$ 2.60	(\$42)	(\$46)	(\$50)	(\$54)	(\$58)	(\$62)	(\$66)	(\$70)	(\$74)	(\$78)	(\$82)	(\$86)	(\$90)	(\$94)
\$ 2.50	(\$47)	(\$51)	(\$55)	(\$59)	(\$63)	(\$67)	(\$71)	(\$75)	(\$79)	(\$83)	(\$87)	(\$91)	(\$95)	(\$99)
\$ 2.40	(\$52)	(\$56)	(\$60)	(\$64)	(\$68)	(\$72)	(\$76)	(\$80)	(\$84)	(\$88)	(\$92)	(\$96)	(\$100)	(\$104)
\$ 2.30	(\$54)	(\$58)	(\$62)	(\$66)	(\$70)	(\$74)	(\$78)	(\$82)	(\$86)	(\$90)	(\$94)	(\$98)	(\$102)	(\$106)
\$ 2.20	(\$47)	(\$51)	(\$55)	(\$59)	(\$63)	(\$67)	(\$71)	(\$75)	(\$79)	(\$83)	(\$87)	(\$91)	(\$95)	(\$99)
\$ 2.10	(\$39)	(\$43)	(\$47)	(\$51)	(\$55)	(\$59)	(\$63)	(\$67)	(\$71)	(\$75)	(\$79)	(\$83)	(\$87)	(\$91)
\$ 2.00	(\$24)	(\$27)	(\$30)	(\$33)	(\$36)	(\$39)	(\$42)	(\$45)	(\$48)	(\$51)	(\$54)	(\$57)	(\$60)	(\$63)
\$ 1.90	(\$8)	(\$10)	(\$12)	(\$14)	(\$16)	(\$18)	(\$20)	(\$22)	(\$24)	(\$26)	(\$28)	(\$30)	(\$32)	(\$34)
\$ 1.80	\$7	\$6	\$5	\$4	\$3	\$2	\$1	\$0	\$0	\$0	\$0	\$0	\$0	\$0

Lowered Yield Risk by 20 bu an acre by forward contracting 75 bu an acre. Also, shifted maximum risk to a lower yield and higher price.

Futures Price	Futures Gain or Loss	Options Gain or Loss	Total Gain or Loss
\$ 3.70	\$0	\$0	\$0
\$ 3.60	\$0	\$0	\$0
\$ 3.50	\$0	\$0	\$0
\$ 3.40	\$0	\$0	\$0
\$ 3.30	\$0	\$0	\$0
\$ 3.20	\$0	\$0	\$0
\$ 3.10	\$0	\$0	\$0
\$ 3.00	\$0	\$0	\$0
\$ 2.90	\$0	\$0	\$0
\$ 2.80	\$0	\$0	\$0
\$ 2.70	\$0	\$0	\$0
\$ 2.60	\$0	\$0	\$0
\$ 2.50	\$0	\$0	\$0
\$ 2.40	\$0	\$0	\$0
\$ 2.30	\$0	\$0	\$0
\$ 2.20	\$0	\$0	\$0
\$ 2.10	\$0	\$0	\$0
\$ 2.00	\$0	\$0	\$0
\$ 1.90	\$0	\$0	\$0
\$ 1.80	\$0	\$0	\$0



Min/Max For Current Yield/Price Settings	
Maximum Risk	\$70
Maximum Gain	\$246
Contact Information	
Intuitive Agritech Systems, Inc. David Olsen 1209 2nd St. NW Mason City, IA 50401	
Phone:	(641) 512-1716
Cell:	(641) 512-1716
Fax:	(815) 301-9844
Email:	david.olsen@myfarmssoftware.com
Website:	www.myfarmssoftware.com



Crop Insurance

Product	Revenue Assurance, HP Option	Unit Name	Acres	APH	Minimum Insured Bushels Per Acre	Total	Revenue Guarantee Per Acre	Total	% of Fixed Expenses Protected by Insurance
Price Election	100%	Rented	1	165	124	124	\$ 287	\$ 287	84.9%
Yield Election	75%								
Premium Acre	\$ 9.00								
Premium Total	\$ 9								
Price Guarantee	\$ 2.32								
		Totals	1			124	\$ 287		84.9%

Unit	Seed	Chemical	Insecticide	Fertilizer	Machine, Fuel, Labor	Land/Rent	Other	Other	Federal Crop Insurance	Hail Insurance	Total Expenses Per Acre	Total Fixed Expenses
Rented	45	25	-	65	50	140	2	2	9	-	\$ 338	\$ 338
Variable Expense Per Bushel	Transportation \$ 0.02	Drying \$ 0.08	Other \$ -								\$ 338	

Gov't Programs: Payment per acre			Reminder Notes	
Unit	Direct	Counter Cyclical		
Rented	\$ 25.00	\$ 10.00		
County Loan Rate	\$ 1.85 per bushel			

Farm Name: **Smith Farms**
 Crop: **Corn**
 Crop Year: **2005**

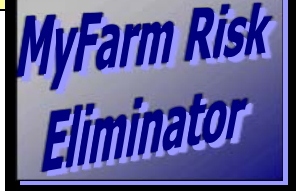
Decision Testing Report



Current Positions													
Yield	80	90	100	110	120	130	140	150	160	170	180	190	200
% Production Sold	94%	83%	75%	68%	63%	58%	54%	50%	47%	44%	42%	39%	38%
Total Bushels Sold	75	75	75	75	75	75	75	75	75	75	75	75	75
% Production LDP'd	0%	0%	0%	0%	0%	0%	0%	0%	0%	0%	0%	0%	0%
Bushels LDP'd	-	-	-	-	-	-	-	-	-	-	-	-	-
Base Month Futures	80	90.0	100	110	120	130	140	150	160	170	180	190	200
\$ 3.70	\$12	\$8	\$4	(\$0)	(\$4)	\$15	\$48	\$81	\$114	\$147	\$180	\$213	\$246
\$ 3.60	\$7	\$3	(\$1)	(\$5)	(\$9)	\$9	\$41	\$73	\$105	\$137	\$169	\$201	\$233
\$ 3.50	\$2	(\$2)	(\$6)	(\$10)	(\$14)	\$4	\$35	\$66	\$97	\$128	\$159	\$190	\$221
\$ 3.40	(\$3)	(\$7)	(\$11)	(\$15)	(\$19)	(\$2)	\$28	\$58	\$88	\$118	\$148	\$178	\$208
\$ 3.30	(\$8)	(\$12)	(\$16)	(\$20)	(\$24)	(\$7)	\$22	\$51	\$80	\$109	\$138	\$167	\$196
\$ 3.20	(\$13)	(\$17)	(\$21)	(\$25)	(\$29)	(\$13)	\$15	\$43	\$71	\$99	\$127	\$155	\$183
\$ 3.10	(\$18)	(\$22)	(\$26)	(\$30)	(\$34)	(\$18)	\$9	\$36	\$63	\$90	\$117	\$144	\$171
\$ 3.00	(\$22)	(\$26)	(\$30)	(\$34)	(\$38)	(\$24)	\$2	\$28	\$54	\$80	\$106	\$132	\$158
\$ 2.90	(\$27)	(\$31)	(\$35)	(\$39)	(\$43)	(\$29)	(\$4)	\$21	\$46	\$71	\$96	\$121	\$146
\$ 2.80	(\$32)	(\$36)	(\$40)	(\$44)	(\$48)	(\$35)	(\$11)	\$13	\$37	\$61	\$85	\$109	\$133
\$ 2.70	(\$37)	(\$41)	(\$45)	(\$49)	(\$53)	(\$40)	(\$17)	\$6	\$29	\$52	\$75	\$98	\$121
\$ 2.60	(\$42)	(\$46)	(\$50)	(\$54)	(\$58)	(\$46)	(\$24)	(\$2)	\$20	\$42	\$64	\$86	\$108
\$ 2.50	(\$47)	(\$51)	(\$55)	(\$59)	(\$63)	(\$51)	(\$30)	(\$9)	\$12	\$33	\$54	\$75	\$96
\$ 2.40	(\$52)	(\$56)	(\$60)	(\$64)	(\$68)	(\$57)	(\$37)	(\$17)	\$3	\$23	\$43	\$63	\$83
\$ 2.30	(\$54)	(\$58)	(\$62)	(\$66)	(\$70)	(\$62)	(\$43)	(\$24)	(\$5)	\$14	\$33	\$52	\$71
\$ 2.20	(\$47)	(\$51)	(\$55)	(\$59)	(\$63)	(\$67)	(\$50)	(\$32)	(\$14)	\$4	\$22	\$40	\$58
\$ 2.10	(\$39)	(\$43)	(\$47)	(\$51)	(\$55)	(\$59)	(\$56)	(\$39)	(\$22)	(\$5)	\$12	\$29	\$46
\$ 2.00	(\$24)	(\$27)	(\$30)	(\$33)	(\$36)	(\$39)	(\$42)	(\$32)	(\$15)	\$2	\$19	\$36	\$53
\$ 1.90	(\$8)	(\$10)	(\$12)	(\$14)	(\$16)	(\$18)	(\$20)	(\$22)	(\$7)	\$10	\$27	\$44	\$61
\$ 1.80	\$7	\$6	\$5	\$4	\$3	\$2	\$1	\$0	\$0	\$17	\$34	\$51	\$68

Current Positions Plus Results From Test Decisions													
Yield	80	90	100	110	120	130	140	150	160	170	180	190	200
% Production Sold	156%	139%	125%	114%	104%	96%	89%	83%	78%	74%	69%	66%	63%
Total Bushels Sold	125	125	125	125	125	125	125	125	125	125	125	125	125
% Production LDP'd	0%	0%	0%	0%	0%	0%	0%	0%	0%	0%	0%	0%	0%
Bushels LDP'd	-	-	-	-	-	-	-	-	-	-	-	-	-
Base Month Futures	80	90.0	100	110	120	130	140	150	160	170	180	190	200
\$ 3.70	(\$13)	(\$16)	(\$19)	(\$22)	(\$25)	(\$29)	(\$33)	(\$1)	\$32	\$65	\$98	\$131	\$164
\$ 3.60	(\$15)	(\$18)	(\$21)	(\$24)	(\$27)	(\$30)	(\$34)	(\$3)	\$29	\$61	\$93	\$125	\$157
\$ 3.50	(\$16)	(\$19)	(\$22)	(\$25)	(\$28)	(\$32)	(\$36)	(\$6)	\$25	\$56	\$87	\$118	\$149
\$ 3.40	(\$18)	(\$21)	(\$24)	(\$27)	(\$30)	(\$33)	(\$37)	(\$8)	\$22	\$52	\$82	\$112	\$142
\$ 3.30	(\$19)	(\$22)	(\$25)	(\$28)	(\$31)	(\$35)	(\$39)	(\$11)	\$18	\$47	\$76	\$105	\$134
\$ 3.20	(\$21)	(\$24)	(\$27)	(\$30)	(\$33)	(\$36)	(\$40)	(\$13)	\$15	\$43	\$71	\$99	\$127
\$ 3.10	(\$22)	(\$25)	(\$28)	(\$31)	(\$34)	(\$38)	(\$42)	(\$16)	\$11	\$38	\$65	\$92	\$119
\$ 3.00	(\$24)	(\$27)	(\$30)	(\$33)	(\$36)	(\$40)	(\$44)	(\$18)	\$8	\$34	\$60	\$86	\$112
\$ 2.90	(\$26)	(\$29)	(\$32)	(\$35)	(\$38)	(\$42)	(\$46)	(\$21)	\$4	\$29	\$54	\$79	\$104
\$ 2.80	(\$27)	(\$30)	(\$33)	(\$36)	(\$39)	(\$43)	(\$47)	(\$23)	\$1	\$25	\$49	\$73	\$97
\$ 2.70	(\$29)	(\$32)	(\$35)	(\$38)	(\$41)	(\$44)	(\$48)	(\$26)	(\$3)	\$20	\$43	\$66	\$89
\$ 2.60	(\$30)	(\$33)	(\$36)	(\$39)	(\$42)	(\$46)	(\$50)	(\$28)	(\$6)	\$16	\$38	\$60	\$82
\$ 2.50	(\$32)	(\$35)	(\$38)	(\$41)	(\$44)	(\$47)	(\$51)	(\$31)	(\$10)	\$11	\$32	\$53	\$74
\$ 2.40	(\$33)	(\$36)	(\$39)	(\$42)	(\$45)	(\$49)	(\$53)	(\$33)	(\$13)	\$7	\$27	\$47	\$67
\$ 2.30	(\$32)	(\$35)	(\$38)	(\$41)	(\$44)	(\$47)	(\$51)	(\$36)	(\$17)	\$2	\$21	\$40	\$59
\$ 2.20	(\$19)	(\$22)	(\$25)	(\$28)	(\$31)	(\$35)	(\$39)	(\$38)	(\$20)	(\$2)	\$16	\$34	\$52
\$ 2.10	(\$7)	(\$10)	(\$13)	(\$16)	(\$19)	(\$22)	(\$26)	(\$30)	(\$24)	(\$7)	\$10	\$27	\$44
\$ 2.00	\$14	\$12	\$10	\$8	\$6	\$3	\$0	(\$3)	(\$6)	\$6	\$23	\$40	\$57
\$ 1.90	\$34	\$33	\$32	\$31	\$30	\$29	\$27	\$25	\$23	\$21	\$35	\$52	\$69
\$ 1.80	\$55	\$55	\$55	\$55	\$55	\$54	\$53	\$52	\$51	\$50	\$49	\$65	\$82

Current Decisions Tested						Crop Insurance								
LDP's	Month	Year	Bushels	Gain Per Bu.		Product	PriceElect	Yield Elect	Premium	SpringPrice				
						Current	RA-HP	100%	75%	\$9.00	\$2.32			
						Tested	RA-HP	100%	85%	\$28.00	\$2.32			
Grain Sales						Notes								
			Bushels	Futures	Basis	Expenses	Net Per Bu.							
1	January 2004		50	\$ 2.40	(\$0.25)	\$0.00	\$2.15							



This Report compares our current positions against a one or more tested positions. This is part of the Silver subscription package. The top matrix is equal to the previous page. The bottom matrix is testing two decisions against the previous management decisions. We are testing an increased insurance level of 85% with a more aggressive marketing plan by adding 50 bu an acre more to the forward contracting. The gray area highlights a financial benefit to our decisions.

Intuitive Agritech Systems, Inc.
 1209 2nd St. NW
 Mason City, IA 50401
 Phone: (641) 512 1716
www.myfarmsoftware.com
info@myfarmsoftware.com